



Australian
National
University

Llewellyn Hall

Llewellyn Hall

llewellynhall.com.au



Technical Specifications

Updated January 2019

Centralised Venues Manager:

Deanna Riddell

Phone number: +61 2 6125 5767

Email address: deanna.riddell@anu.edu.au

Venue Information:

Situated inside the School of Music at the Australian National University, Llewellyn Hall houses a concert platform ideal for classical and contemporary music performances, as well as guest speakers. It has continental stalls seating and gallery arrangement and is capable of seating 1335 people.

The venue underwent a major refurbishment in 2008 and is now a state of the art performance facility.

As one of the best acoustic venues in Australia, the ANU Centralised Venues team also provides professional sound, lighting and production staff.

The venue is situated on William Herbert Place, off Childers Street in City West.

STAGE**Brief Stage Description:**

Llewellyn Hall has an unraked stage with Tasmanian ironbark floor boards.

There is to be no screwing in to the floor surface.

NB Due to the nature of the hardwood floor some point load pressure may dent the floor. Point loads are therefore subject to venue manager's discretion.

Stage distributed load limit: **750 kg/m² (7.5 kPa)**

Stage point load limit: **450 kg (4.5 kN) – subject to venue discretion**

Stage rake: **No**

Stage Dimensions:

Setting Line Use edge of stage

Distance From (*SL = Setting Line, CL = Centre Line*)

SL to DS edge of Orchestra Pit	4.2m
SL to rear wall	13m
CL to OP wall (or obstruction)	9.75m
CL to PS wall (or obstruction)	9.75m
Stage to underside of ceiling	See below

Staging Notes:

Soundboard US Limit: **13m from edge of stage**

Soundboard DS Limit: **8m from edge of stage**

Wings US limit: **11m from edge of stage**

Wings DS limit: **4.5m from edge of stage**

Access to the FOH house catwalk system is via level six of the building and is subject to approval by venue technical supervisor.

Stage Covers: N/A

Stage Traps: There are no stage traps

Safety Curtain: N/A

Flying Facilities:

The Hall does not have a flying system apart from the designated LX bars.

Banner Bar:

There is a bar capable of attaching banners, the banner bar is attached to the moving sound board and is operated by a hand winch.

Drapery and Acoustic Panelling:

Type	Material	Colour	Width	Height	Quantity
Sound Board	European Beech Acoustic Wooden Panelling	Light wood	15.1m	10m	1
Wings	European Beech Acoustic Wooden Panelling	Light wood	3.4	10m	6 (3 per side)
Drape (sound board cover)	Cotton Drill	Black	15.1m	10m	1

Staging Units:

(40) StageRight riser decks. Double sided with black Polytrac hard surface, and ground pepper colour carpet surface.

Length: **1800mm (nominal)**

Width: **1200mm (nominal)**

Height: **80mm** (deck directly on floor)

Height on legs: **200mm, 400mm, 600mm to 1000mm (in 50mm increments)**

(4) StageRight riser decks. Double sided with black Polytrac hard surface, and ground pepper colour carpet surface.

Length: **1200mm (nominal)**

Width: **1200mm (nominal)**

Height: **80mm** (deck directly on floor)

Height on legs: **200mm or 400mm only**

For StageRight system

Limited 200mm skirting available

Limited number of chair stops available

Back & side railings available

Treads to suit various heights

Various riser configurations can be constructed

(1) Megadeck riser with black carpet surface.

Length: **1100mm**

Width: **1000mm**

Height: **200mm or 300mm**

Skirting available

Back railing available

Primarily intended as Conductor's Riser

Additional Rigging Notes

There are two heavy-duty outriggers, used for hanging alternative/extra FOH speaker systems, fixed to the columns PS and OP side of stage at ~10750mm. Each outrigger is rated at a maximum SWL of 4500 kg. The distance between these rigging points is 19 metres.

Other rigging points are available in the venue (FOH and Stage) and are evaluated on a case by case basis. Please contact the Venue Technician to discuss further.

Access Equipment:**Elevated Work Platform**

Dingli MV075-E drivable lifter

Capable of lifting one person only

Maximum reach **9.5m**

Ladders

Bailey fiberglass Extension ladder 120kg max SWL

Ladder height **2.92m**

Maximum Extension height **6.4m**

Bailey Platform Ladder Fibreglass 5 step 150kg max SWL

Step ladder height **2.45m**

Platform Vertical height **1.43m**

Rhino double sided step ladder Fibreglass 4 step 120kg max SWL

Step ladder height **1.2m**

Reach height **2.6m**

Loading Dock:**Access**

Access to Llewellyn Hall for touring rigs can be loaded through front door of venue. Goods can be unloaded from circular driveway on William Herbert Place (there is no Loading Ramp/dock).

Restrictions / Obstructions

Ramp/Incline to stage door from front door of venue: is approximately **25 Degrees**,

Corridor width: **1.7m at tightest doorway**

Corridor height: **2.2m at tightest point**

AUDITORIUM

Auditorium consists of stalls and a gallery seating area.

Stalls seating capacity with orchestra pit installed **850**

Stalls seating capacity without orchestra pit installed **960**

Gallery seating capacity **375**

Wheel chair allocated seating positions **8**

NB: If FOH stalls sound position is being used a minimum of **15** seats need to be removed from stalls.

Seating capacity with additional Orchestra pit seating installed	1335
---	-------------

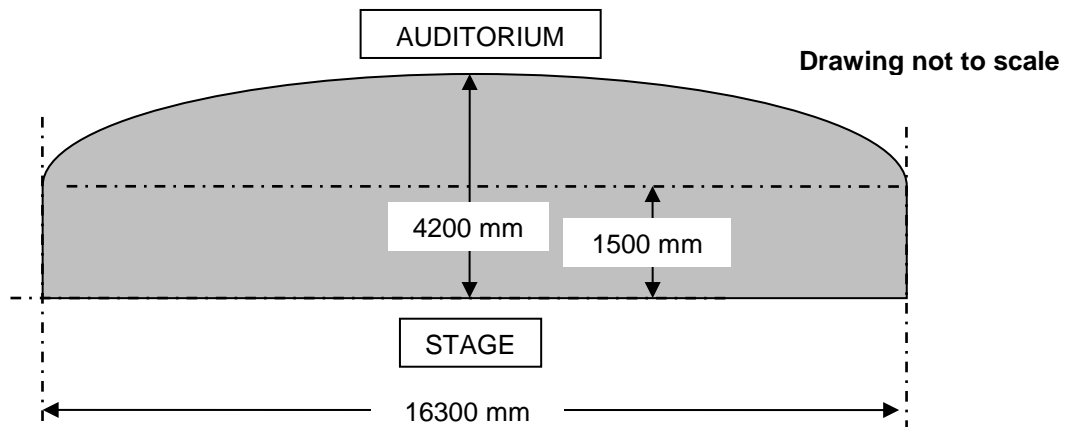
Seating capacity without Orchestra pit seating installed	1226
---	-------------

Orchestra Pit:

The Orchestra pit is covered with fixed floor sections that require four crew to remove.

Stage level above auditorium = **1000 mm**

Orchestra pit level below auditorium = **1100 mm**

Dimensions of the orchestra pit

Orchestra pit maximum capacity: **40**

LIGHTING**Positions:****Stage LX Bars**

There are 4 LX bars over stage, As the Sound Board is moved further downstage, access to LX 3 & 4 becomes restricted. The sound board cannot be moved when lanterns are rigged on LX 4.

Each lighting bar has a Rated Capacity (Working Load Limit) of 300 kg and a Maximum Point Load of 75 kg. The lighting bars on the FOH bridges have a rating of 45 kg/m

LX #1

Edge of Stage to lighting bar **1.850m (@ 9.5m)**
Bar length **14m**

LX #2

Edge of Stage to lighting bar **6.2m (@ 8.39m)**
Bar length **14m**

LX #3

Edge of Stage to lighting bar **9m (@ 10.36m)**
Bar length **14m**

LX #4

Edge of Stage to lighting bar **11.950m (@ 10.29m)**
Bar length **14m**

FOH Bridge #1

Edge of Stage to lighting bar **23.5m 47 degrees from edge of stage**
Usable bar width **18m**

FOH Bridge #2

Edge of Stage to lighting bar **12.8m 57 degrees from edge of stage**
Usable bar width **18m**

Balcony Bar

Edge of Stage to lighting bar **18.3m 21 degrees from edge of stage**
Usable bar width **9m**

Notes: there are two balcony bars separated by a central concrete feature. See auditorium photo

Control:

Lighting desk **ETC ION 2000**
Control channels **2048**
Signal output **3x sACN via Pathport Quattro**
Signal distribution **single universe distribution at Bio Box and Organ Loft**
Remote rigger available onstage: **YES, ETC Net 3 RFR**

Control positions:

Bio Box, Stage OP side, Stalls x2

Dimmer Racks:

Total Dimmers (10) Jands WMX9 (digital) 12ch 2.4 kW dimmers
Dimmers Location Level 7

House Lights:

Independent control **YES – Controlled via Dynalite wall plates**
 Control positions **Bio Box, Stage Managers desk**
 Fade time adjustable **No – 4 second fade to (2) Show preset levels.**

Stage Luminaires:**Profiles**

Make	Model	Angle	Detail / Accessories	Watt	Total
Selecon	80V Pacific	5 -13 deg		1200	7
Selecon	Pacific	12 - 28 deg		600	48

Fresnels

Make	Model	Detail / Accessories	Watt	Total
Selecon	Arena	Barn doors/ Gel Frames	2000	16
Selecon	Compact	Barn doors/ Gel Frames	1200	26

Par cans

Make	Model	Detail / Accessories	Watt	Total
Generic	Birdie/par 16	Gel frames, 240v	50	6
Generic	Par 56	Short barrelled, 240v, gel frames various lenses	300	14
Stairville	LED par	18xRGB		9
Showtech	Hex Par 12	10x 12w 6-in-1 RGBAW+UV LEDs Inc Barndoors		18

Followspots:

Make	Model	Angle	Detail / Accessories	Watt	Total
Lycian	SuperArc		7 colour magazine	400	2

Patching:

Location	Quantity	Numbering (FOH: PS to OP Onstage:PS to C, mirrored C to OP)	Detail / Accessories
BRIDGE 2	20	79-63	Typically patched 61 - 80
BRIDGE 1	30	110-81	Typically patched 81 - 110
LX1	15	1-15	Typically patched 1- 15
LX2	15	10, 17-30	Typically patched 16 - 30
LX3	15	31-45	Typically patched 31 - 45
LX4	15	46-60	Typically patched 46 - 60

There is a Jands PDS power distribution system located in the dimmer room. This system has 6 dedicated 20 AMP circuits.

Power:**3 Phase Outlets**

3x OP, 32A sockets, 2 metres above stage level directly beneath circuit breakers and link box. OP side next to Organ Loft.

1x PS, 32A socket Upstage Prompt

One 250A distribution board US OP (electrician required to access)

*Powerlock tails can be installed on this board with prior notice at cost.

Cabling:

240v Extension Cable: Llewellyn Hall has a good stock of extension leads to accommodate the venue's standard lighting rig. Any additional equipment will require additional cable stock to be sourced.

AUDIO

Control Positions:

Bio Box

The Bio Box is on Level 6 at the rear centre, behind gallery seating.

There are inward swinging glass doors between the Bio Box and the gallery.

Note: access to control room from stage is via foyers and a lift, or four flights of stairs.

Hearing Assistance

Hearing assistance is provided by an FM personal induction loop system. Transmitter is a MiPro MTS-100T unit which broadcasts at 926 - 928 MHz. Audio is mixed from both the flown recording mic system and a separate full range output from the PA processors. This mix is fed as a mono feed to the transmitter above. 10 receivers are available for public use and are issued by FOH staff.

Auditorium

There are two mix positions within the stalls seating,

FOH 1 is located in the centre of the stalls.

Seat allocation: seats **24-28** of rows **M, N, P** are required.

FOH 2 is located centrally at the rear of the stalls

Seat allocation: seats **22-26** of rows **V, W, X** are required.

Total seat allocation: Minimum of **15**

Control & Amplification: -

FOH PA

FOH Left and Right L Acoustics flown Kara (9 boxes per side) with 3x SB18's flown per side in Cardioid configuration.

Centre cluster L acoustics ARCS WIFO (3x Wide, 1x Focus) in vertical array.

6x L acoustics X8 as front fill and 2x X12 as stalls fill

2x SB28's per side available for deployment where required.

All enclosures are driven by LA4X Amplified controllers (except for SB28's that use one LA12X).

Mixing Consoles

Yamaha CL5, QL5 and QL1 Digital Mixing Consoles with 3x Rio3224-D I/O racks

Foldback

(10) L-Acoustics X15HiQ Reference stage monitors

(2) SB18 High Power Compact subwoofers

All monitors are driven by LA4X Amplified controllers and each enclosure can be run as its own send.

Microphones:

Make	Model	Detail / Accessories	Use	Total
Shure Radio Systems	ULXD4Q	12x Receiver channels		12
Shure	ULXD1		Beltpack transmitters	6
Shure	ULXD2/B58	B58 Capsule	Handheld transmitters	6
DPA	4066	Beige	Headset microphones	6
Selection of Shure and Sennheiser Instrument/Vocal mics		Contact Technical Officer for further details		

Accessories:

Item	Model	Detail / Accessories	Total
Microphone Stand	Black K&M	Tall boom	20
Microphone Stand	Black K&M	Short boom	6
Speaker Stands	Hercules	Black/Yellow Friction/Pin system	4

Cabling:**Audio Cable**

The theatre has a good stock of signal cable to accommodate the venue's equipment. Various patch leads are available upon request.

Line Patching:

Location	Quantity	Numbering	Detail
Mid-Stage Left (MSL)	8	9 -12 and 81 -84	8 sends
Mid-Stage Left (MSL) fold back	2	E,F	2 returns
Mid-Stage Right (MSR)	8	1-4 and 73-76	8 sends
Mid-Stage Right (MSR) Fold-back	2	A,B	2 returns
Prompt side fold back	2	AA BB	4 returns
Downstage Right (DSR)	12	13 – 24	12 sends
Downstage Right (DSR) fold back	2	G,H	2 returns
Downstage Right Centre (DSRC)	12	25 – 36	12 sends
Downstage Right Centre (DSRC) fold back	2	I,J	2 returns
Downstage Left Centre (DSLCL)	12	37 – 48	12 sends
Downstage Left Centre (DSLCL)	2	K,L	2 returns
Downstage Left (DSL)	12	49 – 60	12 sends
Downstage Left (DSL) fold back	2	M,N	2 returns
Orchestra Pit tie lines	12	61 -72	12 Sends
Stalls Fold Back sends (side aisles)	12	O - Z	12 Return Lines

Speaker Patching:

FOH speakers are in a LEFT, RIGHT and CENTRE cluster configuration.

The Speaker system is fixed and cannot be moved.

This is patched via the Organ Loft store room OP side of stage.

The amplifier rack and system processor is also situated in the Organ Loft store room.

AUDIO VISUAL

Vision

Llewellyn Hall has a 16:9 projection system with up to two 20' x 11'3" Stumpfl front project screen. The system utilises HDSI processing and cabling to transport the vision signal. A mobile control rack with vision mixing/routing control can be located at various points in the venue for operation. The screen is assembled and rigged as required and can be flown on any lighting bar or installed freestanding if required. Please note that use of vision equipment is charged additionally to your hire if required.

Projectors

2x NEC PX700W WXGA 7000 ANSI Lumen projectors with NP-10ZL lenses (long throw) or NP-08ZL (standard).

1x NEC PX803UL 8000 ANSI Lumen Laser projector with NEC NP21ZL (long throw) lens.

Screen

2x Stumpfl Monoblox64 20' x 11'3" 16:9 aspect front project screen with suspension clamps for rigging on lighting bars.

Signal processing

1x ATEM 1/ME Broadcast switcher 8x SDI Inputs with laptop control

SDI/Standards Conversion

Assorted Blackmagic SDI mini converters

Patch Positions

For further detail about BNC patch points in the venue, Please contact the Technical Services Officer.

Operating positions

Vision operations can be positioned at various locations around the venue. Please contact the Technical Services Officer for further information.

Streaming Equipment

1x Livestream Broadcaster

BACKSTAGE**Communications:****Stage Managers Desk**

The Stage Managers desk is located on the OP(stage right) side of stage. The desk can be moved within this area and is fitted with a light, clock, House and Work Lights control panel.

Talkback

Master Unit **ClearCom (model MS-704) system running 2 loops**
 Total sub stations **6 Belt packs**
 Total headsets **6**
 Talkback patching located at: **Stage Managers Desk (Master Unit)**
Control Room
Talkback can be routed to anywhere in house
Talkback can be routed to Follow spots

Paging / Show relay

Separate announcement microphones to house, backstage and foyer are available at the stage managers desk.
 House recall is operated from stage managers desk or panel in Athenaeum.

Stage Monitor

Stage-view LCD screen at SM position

Cue Light System

The is no in-house Cue Light System

Dressing Rooms:

Dressing Room	Capacity	Toilets	Shower	Details
Dressing Room 1 (11.9m ²)	3	1 Via Corridor	1 Via Corridor	Hanging Rack, Sink, Makeup Mirror, Power
Dressing Room 2 (10.5m ²)	3	1 Via Corridor	1 Via Corridor	Hanging Rack, Sink, Makeup Mirror, Power
Dressing Room 3 (10.8m ²)	3	Adjacent male & female	Adjacent male & female	Hanging Rack, Mirror, Power

Laundry / Wardrobe:

Washing Machines **N/A**
 Dryers **N/A**
 Drying rooms **N/A**
 Iron / ironing board **2**
 Clothes racks **5**
 Steamer **1**
 Free-standing mirror **4**

Production Facilities:

Production Desk: A production desk can be set up in (2) positions within the stalls.

WiFi: Guest access available upon request.

Production Office: Production office space is available upon request.

Phone: Access to phone in Venue office or stage managers console.

Access to Ethernet for internet access: Access to technical office Ethernet line on arrangement with Technical Management.

Greenroom:

Tea / Coffee facilities	YES
Fridge / freezer	YES
Microwave	YES
Running water	YES

Stage Door:

There is no stage door. Access for artists and staff is through the main FOH entrance.

Catering:

On request. Please contact the Events and Venues Production Coordinator.

REHEARSAL SPACES**Rehearsal Room 1:**

10.6m x 10.6m, timber flooring, general fluorescent light.

Bookings required for use.

Larry Sitsky Recital Room:

22m x 9.5m, timber flooring (7m x 9.5m).

Bookings required for use.

Lighting Specifications:

General fluorescent light, in four banks, individually switched and dimmable
4 x 1K Theatre Fresnels, 2x 500w Patt 123 (non-dimmable, Off / On only)
4 x FOH: (2 x OP, 2 x PS), focused centre stage; 2x P123, US downfill

Audio Specifications:

2 x Yamaha MSR12 powered speakers, wall mounted only
1x JBL System Controller
1 x Yamaha 166CX Mixer with 12 Mic inputs and 2 stereo line inputs
1 x Sony CD Player
1 x XY pattern condenser microphone pair for recording
1 x HHB CDR-830 CD recorder
1x Marantz PMD580 Solid State Stereo Recorder

AV Specifications:

Lecture Console also interfaces with audio system
BluRay Disc, CD Player, VGA and HDMI inputs, Sony

Big Band Room:

27m x 36m Timber floor with optional carpet covering.

Audio Specifications:

1 x Sony DMR-100 Digital Mixing Console
4 x Mackie SRM450 powered speakers hung as FOH
1 x Tascam CDRW 411 CD recorder
1 x XY pattern condenser microphone pair for recording
Microphones and stands available upon request.

Lighting Specifications:

Jands 12 Chanel FPX dimmer
Minim LSC 12ch Lighting Console

A small selection of theatre lamps are placed over performance area.
A simple 3 colour overhead wash and FOH are preconfigured.
Houselights are controlled from the LSC Console.
Worklights/fluoros controlled by touch panel in entrance and biobox.

ADDITIONAL FACILITIES & INFORMATION**Instruments and other equipment:**

- (2) Steinway Model D pianos. Tuning to be arranged prior to use.
- (1) Allen Renaissance Quantum Series Q-345C Organ
- (1) Fortepiano
- (100) Wenger Classic 50® music stands
- (1) Wenger Preface™ conductor's music stand
- (45) "Tempo" adjustable orchestral chairs (black cloth)
- (280) Sebel "Optima" non-adjustable chairs (blue vinyl, blue cloth, black cloth, red cloth)
- Piano stools
- Adjustable stools
- Cello boards
- Instrument stands
- Polecats, cross arms and black draping

VENUE:**Contacts:**

Venue Postal & Street Address: **Building 100, William Herbert Place, Acton, ACT 2601**

Technical Services Officer
Head of Lighting and Audio

Adrian Rytir
 Email Address adrian.rytir@anu.edu.au
 Phone Number +61 2 6125 5731

Resources Officer
Head of Staging

Tim Levy
 Email Address timothy.levy@anu.edu.au
 Phone Number +61 2 6125 5739

Centralised Venues Manager

Deanna Riddell
 Phone Number +61 2 6125 5767
 Email Address deanna.riddell@anu.edu.au

Events and Venues Production Coordinator

Mandy Brown
 Phone Number +61 2 6125 2527
 Email Address mandy.brown@anu.edu.au

Canberra Event Manager

TICKETEK PTY LIMITED – Clinton Dale
 Phone Number +61 2 6208 0184
 Email Address Clinton.dale [@ticketek.com.au](mailto:Clinton.dale@ticketek.com.au)



Front of venue access



Auditorium



Stage Managers desk and Organ loft
(patch bay) OP side



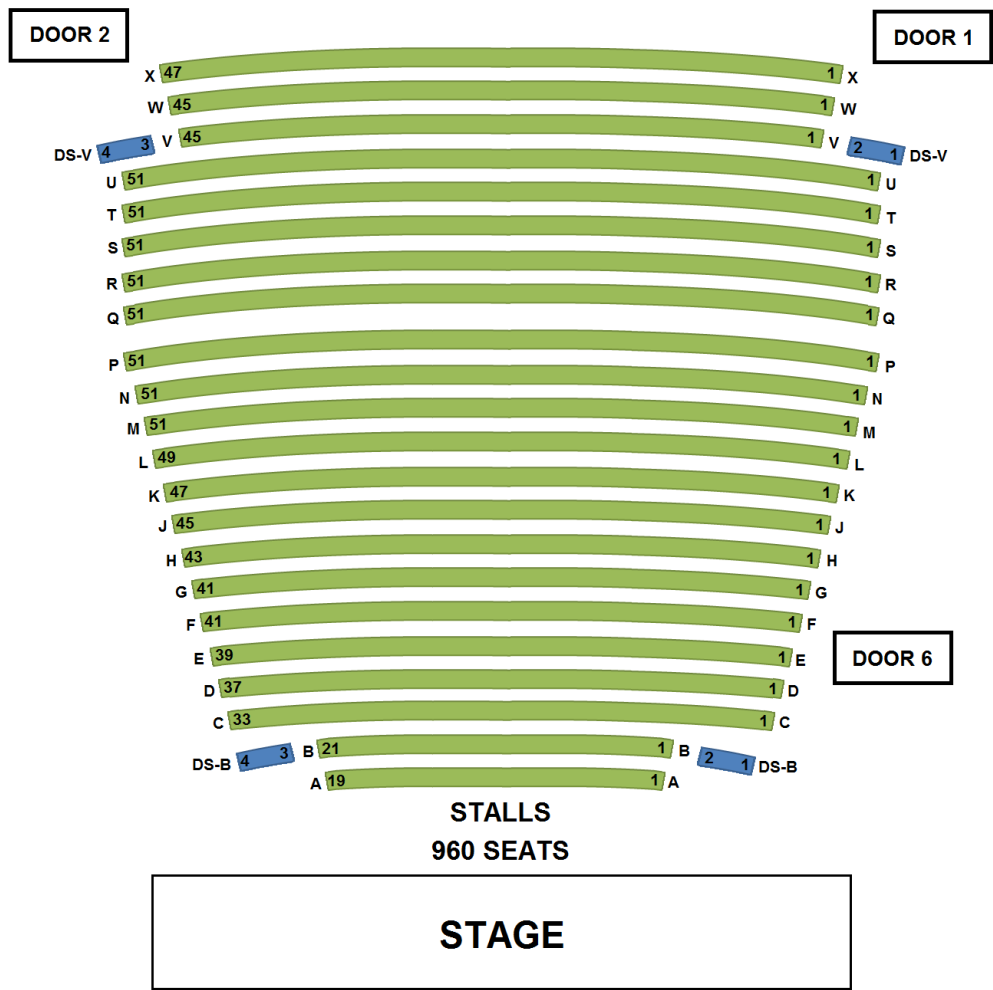
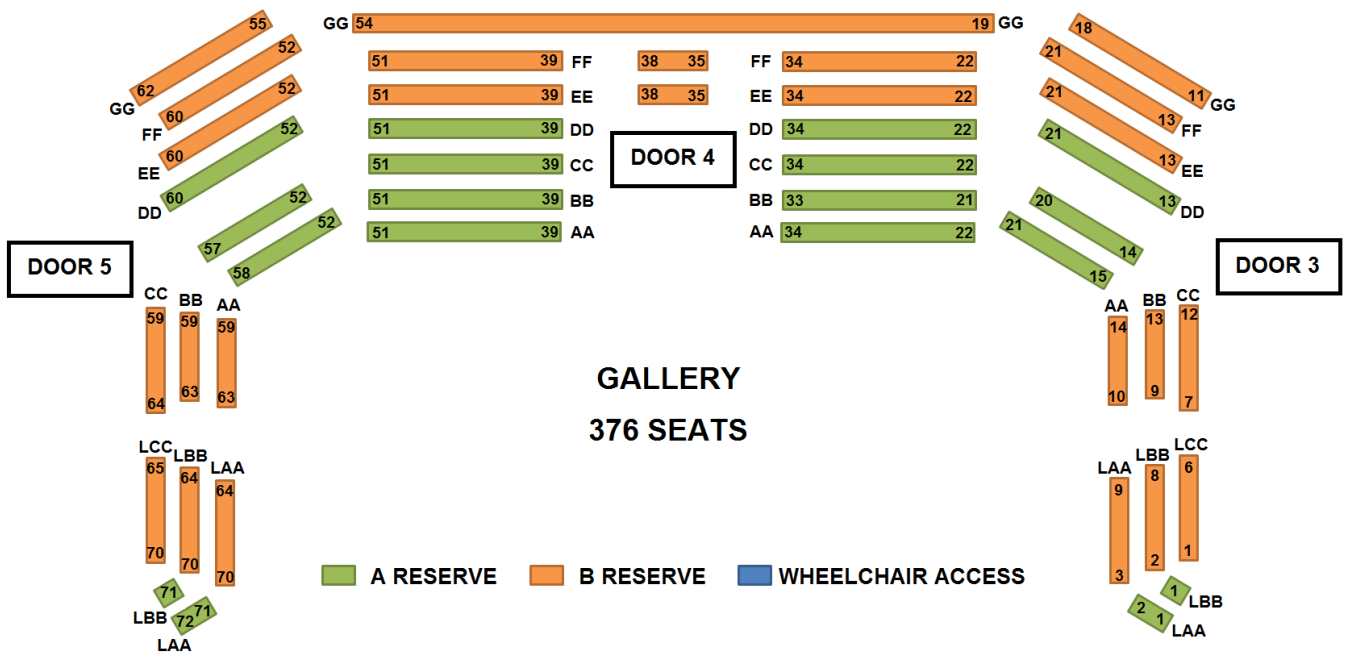
Looking towards OP side showing
permanent side-panels and moveable
back-wall (with the access-door to stage in
the background)

For interactive panoramas of performing spaces follow the links below:

[Llewellyn Hall](#)

[Larry Sitsky Recital Room](#)

[Big Band Room](#)



STAGE